

Signify Classified - Internal
Cooper Lighting Solutions Photometric Lab
1121 Highway 74 South
Peachtree City, GA 30269



Scaled data based on original data using
LM-79-2019 Approved Method: Electrical and Photometric Measurements of Solid-
State Lighting Products

Test Report Prepared for

Cooper Lighting Solutions

Brand: McGRAW-EDISON

Report Number: P629497

Luminaire Tested: GWS-SA1B-827-U-5WQ-W-GRSWH

Issue Date: 1/10/2023

Test Information

Test Method: LM-79-2019
Report Number: P629497
TEST IS SCALED FROM IESNA LM-79-08 TEST DATA (G2-2209-782-3)
Test Lab: COOPER LIGHTING SOLUTIONS
Issue Date: 1/10/2023
Manufacturer: COOPER LIGHTING SOLUTIONS
Product Line: McGRAW-EDISON
Catalog Number: GWS-SA1B-827-U-5WQ-W-GRSWH
Description: GALLEON WALL SLIM LUMINAIRE. (1) LIGHTSQUARES WITH 16 LEDS EACH AND TYPE V WIDE OPTICS W/ FACTORY INSTALLED GLARE SHIELD, WH
Light Source: (16) 2700K CCT, 80 CRI LEDS
Ballast/Driver: -

Summary

Lumens per Lamp: N/A
Luminaire Lumens: 2225.1 lumens
Efficiency: N/A
Efficacy: 89.0 lumens/watt
Luminous Opening: Rectangular (W 0.5' x L: 0.5' x H: 0')
IES Classification: Type V - Short
BUG Rating: B1 - U0 - G0

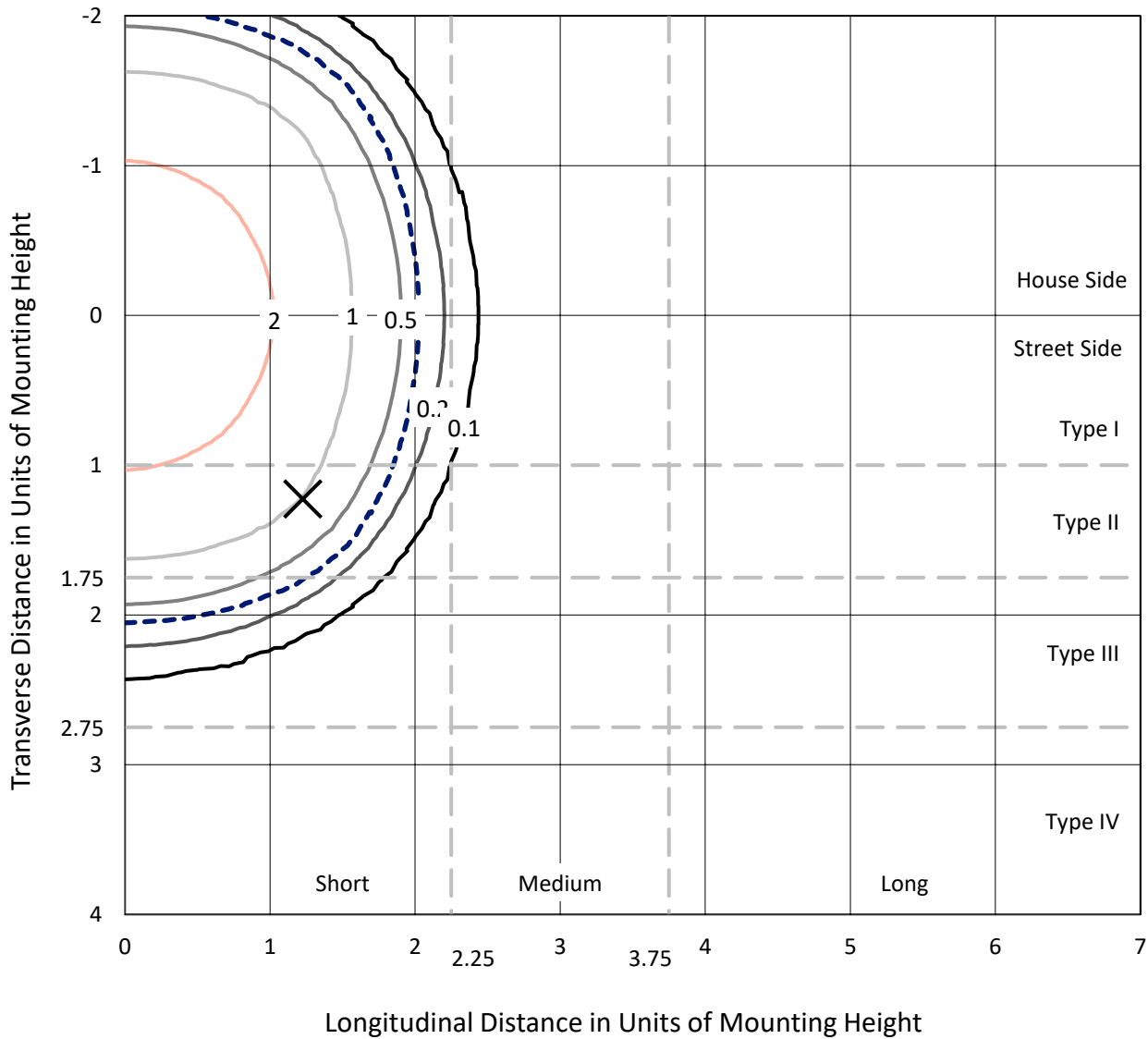
Input Watts (W): 25
Input Voltage (V): 120
Input Current (Ain): NR
Voltage Rise (V): NR
Power Factor: NR
Total Harmonic Distortion (THDi): NR
Frequency (hertz): 0
Stabilization Time: NR
Operation Time: NR
Ambient Temperature (°C): NR
Test Distance: 28.75 FT



REPORT NUMBER: P629497
 CATALOG NUMBER: GWS-SA1B-827-U-5WQ-W-GRSWH

Iso-Footcandle Lines of Horizontal Illumination

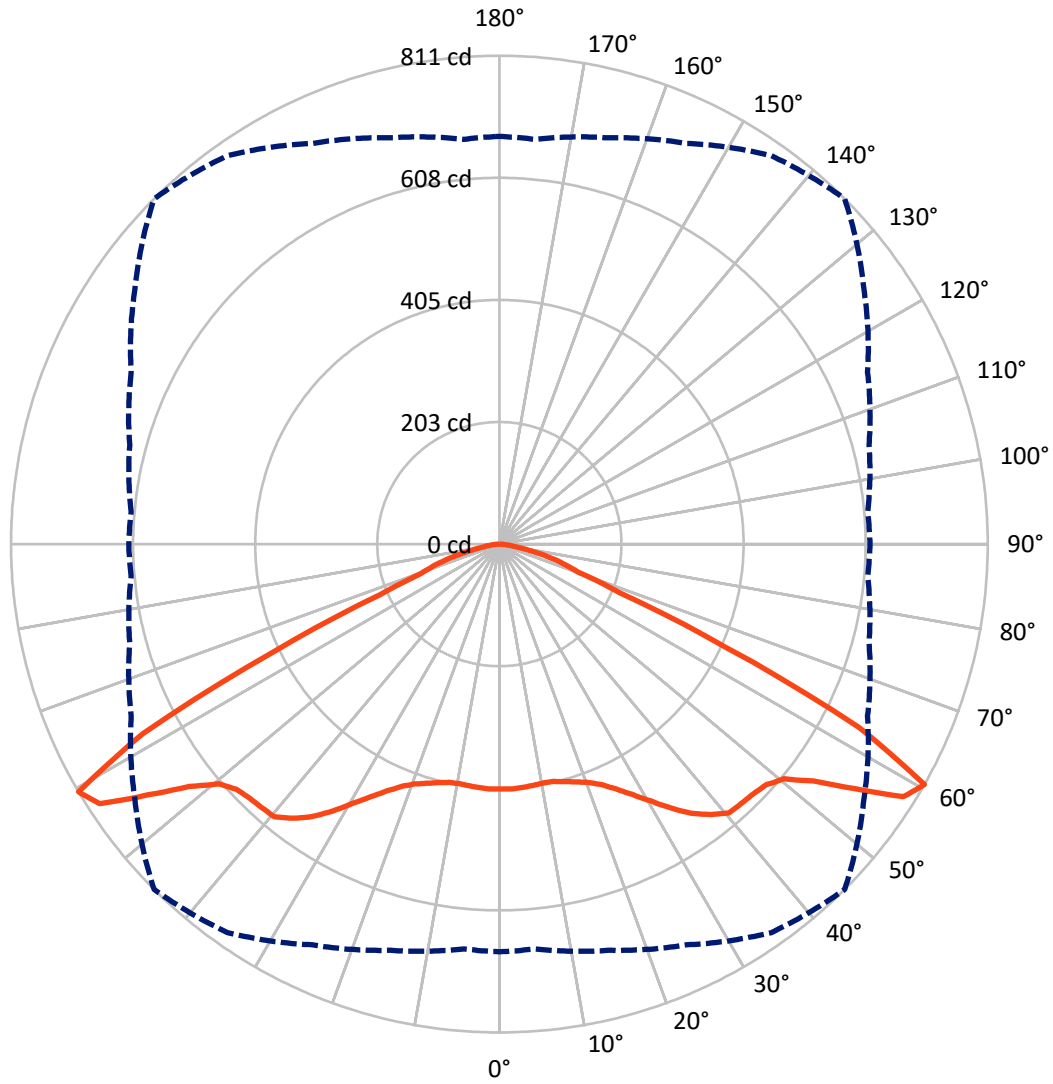
✕ Max cd
 - - - 1/2 Max cd



Based on 10 foot mounting height. Maximum calculated value = 4.1 fc
 Type V - Short - N/A

REPORT NUMBER: P629497
CATALOG NUMBER: GWS-SA1B-827-U-5WQ-W-GRSWH

Luminous Intensity Polar Plot



— Vertical Plane Through 45-Deg Lateral - - - Horizontal Cone Through 60-Deg Vertical

REPORT NUMBER: P629497

CATALOG NUMBER: GWS-SA1B-827-U-5WQ-W-GRSWH

FLUX DISTRIBUTION:

| | | Downward | Upward | Total |
|--------------------|-----------|----------|--------|--------|
| House Side | Lumens | 1112.5 | 0.0 | 1112.5 |
| | % Fixture | 50.0 | 0.0 | 50.0 |
| Street Side | Lumens | 1112.5 | 0.0 | 1112.5 |
| | % Fixture | 50.0 | 0.0 | 50.0 |
| Total | Lumens | 2225.1 | 0.0 | 2225.1 |
| | % Fixture | 100.0 | 0.0 | 100.0 |

ZONAL LUMENS:

| Zone | Lumens | % Fixture |
|-----------|--------|-----------|
| 0°-10° | 38.6 | 1.7 |
| 10°-20° | 116.0 | 5.2 |
| 20°-30° | 205.2 | 9.2 |
| 30°-40° | 330.4 | 14.8 |
| 40°-50° | 454.1 | 20.4 |
| 50°-60° | 605.2 | 27.2 |
| 60°-70° | 377.2 | 17.0 |
| 70°-80° | 86.7 | 3.9 |
| 80°-90° | 11.8 | 0.5 |
| 90°-100° | 0.0 | 0.0 |
| 100°-110° | 0.0 | 0.0 |
| 110°-120° | 0.0 | 0.0 |
| 120°-130° | 0.0 | 0.0 |
| 130°-140° | 0.0 | 0.0 |
| 140°-150° | 0.0 | 0.0 |
| 150°-160° | 0.0 | 0.0 |
| 160°-170° | 0.0 | 0.0 |
| 170°-180° | 0.0 | 0.0 |
| 0°-90° | 2225.1 | 100.0 |
| 0°-180° | 2225.1 | 100.0 |

Coefficient of Utilization



REPORT NUMBER: P629497

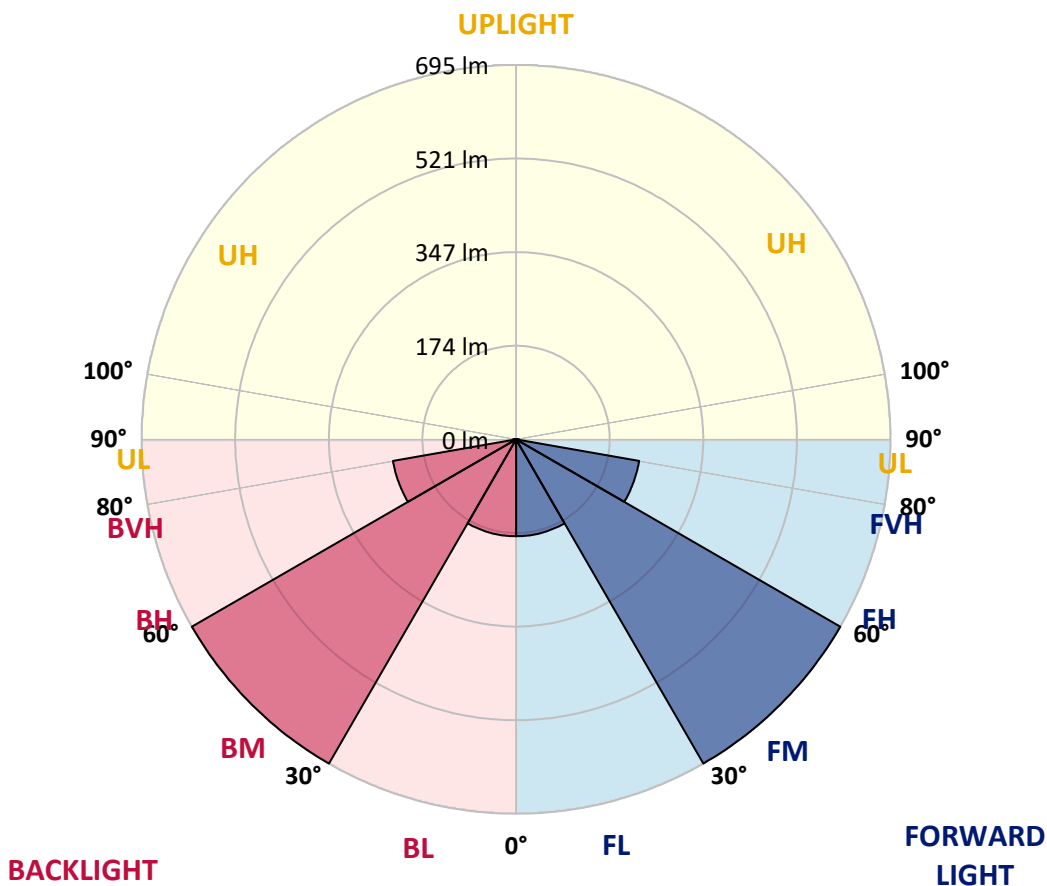
CATALOG NUMBER: GWS-SA1B-827-U-5WQ-W-GRSWH

LUMINAIRE CLASSIFICATION SYSTEM LUMEN TABLE AND BUG RATING:

| Zone | Lumens | % Fixture | Zone Rating/Lumen Limit | | |
|----------------|--------|-----------|-------------------------|------|--------|
| | | | B | U | G |
| FL (0°-30°) | 179.9 | 8.1 | | | |
| FM (30°-60°) | 694.8 | 31.2 | | | |
| FH (60°-80°) | 231.9 | 10.4 | | | G0/660 |
| FVH (80°-90°) | 5.9 | 0.3 | | | G0/10 |
| BL (0°-30°) | 179.9 | 8.1 | B1/500 | | |
| BM (30°-60°) | 694.8 | 31.2 | B1/1000 | | |
| BH (60°-80°) | 231.9 | 10.4 | B1/500 | | G0/660 |
| BVH (80°-90°) | 5.9 | 0.3 | | | G0/10 |
| UL (90°-100°) | 0.0 | 0.0 | | U0/0 | |
| UH (100°-180°) | 0.0 | 0.0 | | U0/0 | |

BUG Rating: B1-U0-G0

Type V Short





REPORT NUMBER: P629497

CATALOG NUMBER: GWS-SA1B-827-U-5WQ-W-GRSWH

CANDELA DISTRIBUTION (FULL):

| | 0° | 5° | 15° | 25° | 35° | 45° | 55° | 65° | 75° | 85° | 90° |
|-------|-------|-------|-------|-------|-------|-------|-------|-------|-------|-------|-------|
| 0° | 406.6 | 406.6 | 406.6 | 406.6 | 406.6 | 406.6 | 406.6 | 406.6 | 406.6 | 406.6 | 406.6 |
| 2.5° | 403.8 | 404.2 | 404.9 | 405.5 | 406.3 | 407.0 | 407.4 | 406.6 | 406.3 | 404.7 | 406.4 |
| 5° | 404.2 | 404.6 | 405.1 | 405.1 | 405.3 | 405.9 | 405.9 | 404.9 | 404.0 | 402.3 | 404.2 |
| 7.5° | 403.6 | 404.0 | 404.2 | 404.0 | 404.2 | 404.4 | 404.0 | 402.9 | 401.9 | 400.4 | 401.9 |
| 10° | 402.7 | 403.0 | 403.4 | 403.0 | 402.7 | 403.2 | 403.2 | 402.5 | 401.9 | 400.4 | 402.1 |
| 12.5° | 404.7 | 405.3 | 405.5 | 404.6 | 404.2 | 404.4 | 404.4 | 403.6 | 403.6 | 402.3 | 404.2 |
| 15° | 409.7 | 410.0 | 409.5 | 408.3 | 408.5 | 409.1 | 407.8 | 405.9 | 405.5 | 404.9 | 406.4 |
| 17.5° | 413.4 | 413.8 | 413.2 | 412.5 | 413.8 | 415.1 | 412.7 | 409.1 | 408.0 | 407.6 | 409.3 |
| 20° | 417.6 | 418.2 | 417.4 | 418.3 | 421.0 | 422.5 | 419.5 | 414.6 | 412.3 | 411.7 | 413.8 |
| 22.5° | 424.4 | 425.1 | 425.1 | 427.2 | 431.2 | 433.6 | 429.9 | 423.3 | 419.9 | 418.9 | 421.0 |
| 25° | 435.2 | 435.7 | 436.3 | 440.4 | 446.9 | 450.3 | 444.2 | 435.2 | 430.4 | 428.9 | 430.1 |
| 27.5° | 450.1 | 451.0 | 452.0 | 458.0 | 465.9 | 470.8 | 462.2 | 450.8 | 445.0 | 442.0 | 444.2 |
| 30° | 467.8 | 469.1 | 471.4 | 478.2 | 489.4 | 494.8 | 483.7 | 469.9 | 463.3 | 460.1 | 463.1 |
| 32.5° | 492.0 | 492.2 | 493.9 | 501.4 | 516.2 | 522.4 | 508.4 | 493.1 | 486.3 | 482.6 | 484.3 |
| 35° | 520.7 | 520.9 | 518.3 | 526.0 | 541.9 | 548.9 | 532.4 | 516.9 | 511.3 | 510.1 | 514.5 |
| 37.5° | 550.2 | 548.5 | 545.8 | 549.2 | 565.3 | 569.8 | 552.4 | 539.2 | 536.8 | 538.8 | 545.3 |
| 40° | 571.1 | 568.3 | 563.0 | 565.5 | 581.7 | 587.0 | 568.5 | 556.0 | 555.3 | 560.4 | 568.1 |
| 42.5° | 584.7 | 581.7 | 575.5 | 575.5 | 586.6 | 588.9 | 574.5 | 567.9 | 569.6 | 575.5 | 582.8 |
| 45° | 591.3 | 589.6 | 586.1 | 584.2 | 590.4 | 591.3 | 580.4 | 577.7 | 581.0 | 583.8 | 589.5 |
| 47.5° | 596.4 | 596.4 | 595.3 | 593.4 | 596.3 | 596.8 | 588.7 | 587.9 | 592.1 | 592.1 | 595.9 |
| 50° | 605.5 | 606.5 | 608.0 | 607.6 | 610.6 | 612.5 | 606.5 | 605.3 | 607.0 | 601.5 | 603.4 |
| 52.5° | 629.3 | 631.8 | 636.1 | 639.5 | 647.3 | 653.1 | 642.3 | 633.3 | 624.4 | 612.3 | 612.7 |
| 55° | 672.0 | 673.1 | 681.6 | 691.6 | 704.7 | 716.6 | 694.5 | 666.3 | 647.1 | 632.9 | 633.1 |
| 57.5° | 708.1 | 709.8 | 722.2 | 743.2 | 772.5 | 791.0 | 742.1 | 695.0 | 667.8 | 650.5 | 651.0 |
| 60° | 676.9 | 674.6 | 698.2 | 734.1 | 787.2 | 810.8 | 738.7 | 674.4 | 635.4 | 613.8 | 615.3 |
| 62.5° | 523.7 | 519.4 | 545.6 | 583.2 | 646.9 | 670.5 | 604.0 | 542.4 | 505.4 | 488.6 | 486.1 |
| 65° | 318.8 | 314.8 | 333.7 | 356.8 | 399.8 | 414.8 | 384.3 | 351.7 | 319.4 | 309.2 | 306.3 |
| 67.5° | 173.6 | 173.0 | 178.1 | 189.4 | 208.3 | 215.3 | 209.5 | 194.0 | 185.7 | 178.5 | 178.5 |
| 70° | 137.7 | 136.6 | 135.6 | 135.8 | 137.5 | 138.4 | 138.6 | 137.9 | 138.8 | 139.0 | 138.3 |
| 72.5° | 114.1 | 113.7 | 111.8 | 112.0 | 111.2 | 110.9 | 112.2 | 112.9 | 114.5 | 114.6 | 114.6 |
| 75° | 82.7 | 81.8 | 82.7 | 82.9 | 82.2 | 82.2 | 83.1 | 82.9 | 83.7 | 84.0 | 82.0 |
| 77.5° | 47.0 | 47.0 | 48.4 | 49.9 | 51.0 | 51.0 | 51.9 | 51.9 | 52.9 | 52.7 | 52.3 |
| 80° | 25.9 | 25.9 | 26.6 | 27.6 | 28.7 | 29.8 | 30.8 | 31.0 | 31.5 | 31.4 | 30.8 |
| 82.5° | 14.7 | 14.9 | 15.3 | 15.9 | 17.0 | 17.9 | 18.9 | 19.1 | 19.6 | 19.6 | 19.1 |
| 85° | 7.0 | 6.8 | 7.0 | 7.4 | 7.9 | 8.7 | 9.6 | 10.2 | 10.6 | 10.6 | 10.2 |
| 87.5° | 1.3 | 1.5 | 1.3 | 1.5 | 1.7 | 2.3 | 2.6 | 3.0 | 3.6 | 3.8 | 3.4 |
| 90° | 0.0 | 0.0 | 0.0 | 0.0 | 0.0 | 0.0 | 0.0 | 0.0 | 0.0 | 0.0 | 0.0 |

Cooper Lighting Solutions Photometric Lab
1121 Highway 74 South
Peachtree City, GA 30269



LM-79-2019: Approved Method: Electrical and Photometric Measurements of Solid-State Lighting Products

Report Prepared for

Cooper Lighting Solutions

Invue

Report Number: SP1-2407-157-9

Test Date: 10/03/2024

Luminaire Tested: EMM2-HTN-SA1A-827-U-5WQ

Data applicable to all product families utilizing light square engine

Test Information

Test Method: LM-79-2019
 Report Number: SP1-2407-157-9
 Test Lab: COOPER LIGHTING SOLUTIONS
 Photometer: SP1 - 76IN SPHERE
 Measurement Geometry: 4π
 Issue Date: 10/03/2024
 Manufacturer: COOPER LIGHTING SOLUTIONS
 Product Line: Invue
 Catalog Number: **EMM2-HTN-SA1A-827-U-5WQ**
 Description: Epic Modern Light Square 40W 5WQ Optic

Spectral Parameters

CCT (K): 2764
 CIE u': 0.2591
 CIE v': 0.5290
 Duv: 0.0020
 CIE x: 0.4581
 CIE y: 0.4156
 CIE z: 0.1263
 Peak Wavelength (nm): 603
 Dominant Wavelength (nm): 583
 Purity: 62.2537
 Rf: 84.7
 Rg: 94.6

| | | | |
|-----------|------|------|------|
| CRI (Ra): | 80.9 | | |
| R1: | 78.8 | R9: | -1.5 |
| R2: | 89.9 | R10: | 77.9 |
| R3: | 96.2 | R11: | 78.9 |
| R4: | 79.1 | R12: | 71.6 |
| R5: | 79.1 | R13: | 81.2 |
| R6: | 88.8 | R14: | 98.5 |
| R7: | 81.3 | R15: | 69.9 |
| R8: | 54.3 | | |



Test Conditions

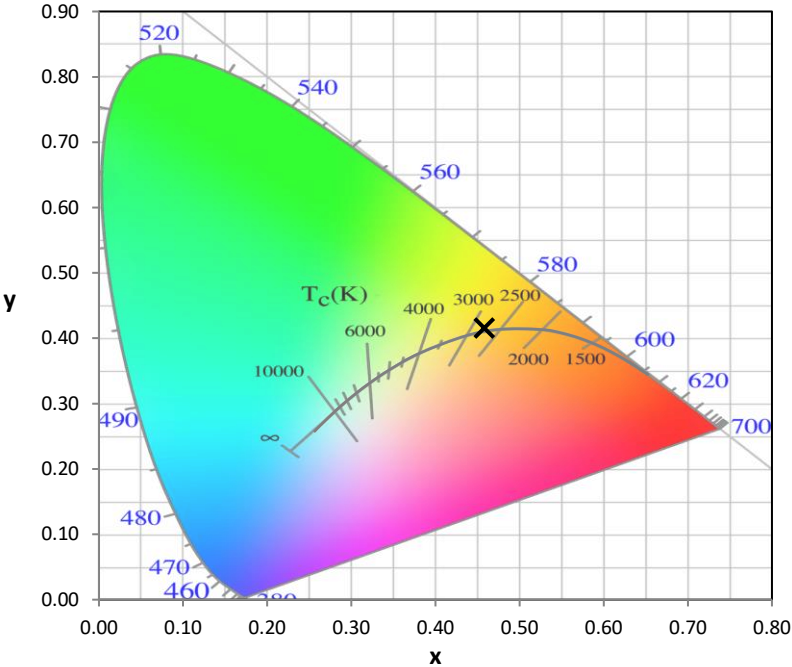
Stabilization Time: 81M
 Operation Time: 2H 21M
 Sphere Temperature (°C): 25.2

REPORT NUMBER: SP1-2407-157-9

| Measurement and Test Equipment | | | |
|--------------------------------|-----------------------|------------------|----------------------|
| Instrument | Identification Number | Calibration Date | Calibration Due Date |
| Photometer | IN0058 | 6/18/2024 | 12/18/2024 |
| Power Meter | INXT2011004 | 2/8/2024 | 2/8/2025 |
| AC Power Source | IN0063 | 10/24/2023 | 10/24/2024 |
| DC Power Source | IN0208 | 10/24/2023 | 10/24/2024 |
| Sphere Thermometer | IN0085 | 10/24/2023 | 10/24/2024 |
| Room Thermometer | IN0046 | 10/24/2023 | 10/24/2024 |

REPORT NUMBER: SP1-2407-157-9

CIE 1931 Chromaticity Diagram



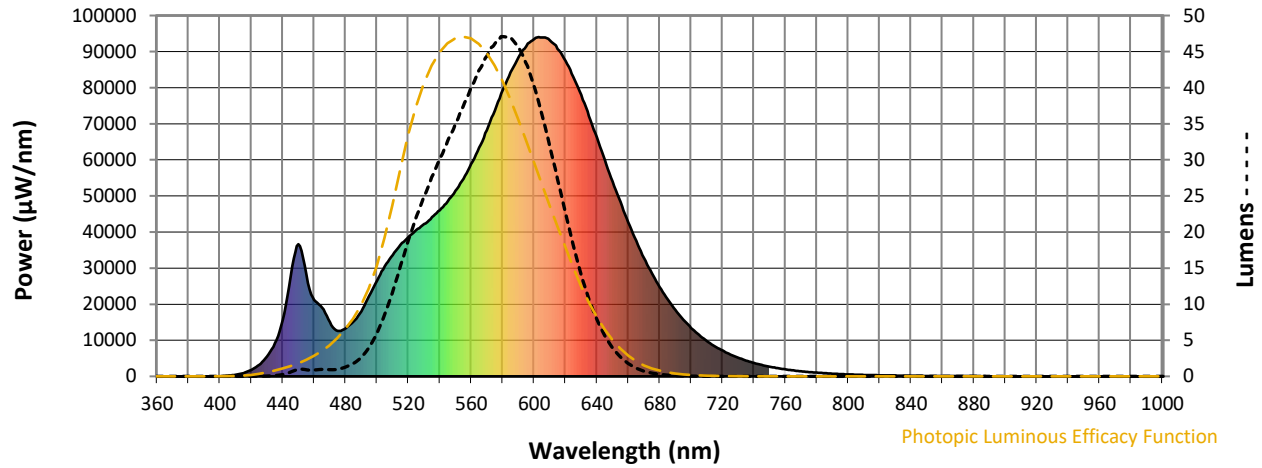
CIE 1931 Chromaticity Diagram with 2017 ANSI 7-Step and 4-Step Quadrangles



Point lies inside the ANSI 2700K 4-step quadrangle

REPORT NUMBER: SP1-2407-157-9

Photopic Flux vs. Wavelength



Photopic Lumens: 4337.9

| λ (nm) | Power ($\mu\text{W}/\text{nm}$) | Lumens (ϕ/nm) | λ (nm) | Power ($\mu\text{W}/\text{nm}$) | Lumens (ϕ/nm) | λ (nm) | Power ($\mu\text{W}/\text{nm}$) | Lumens (ϕ/nm) | λ (nm) | Power ($\mu\text{W}/\text{nm}$) | Lumens (ϕ/nm) | λ (nm) | Power ($\mu\text{W}/\text{nm}$) | Lumens (ϕ/nm) |
|-------------------|--------------------------------------|--------------------------------|-------------------|--------------------------------------|--------------------------------|-------------------|--------------------------------------|--------------------------------|-------------------|--------------------------------------|--------------------------------|-------------------|--------------------------------------|--------------------------------|
| 360 | 0 | 0.0 | 490 | 18018 | 2.6 | 620 | 87426 | 22.8 | 750 | 2680 | 0.0 | 880 | 58 | 0.0 |
| 365 | 0 | 0.0 | 495 | 22295 | 3.9 | 625 | 83013 | 18.2 | 755 | 2287 | 0.0 | 885 | 46 | 0.0 |
| 370 | 0 | 0.0 | 500 | 26478 | 5.8 | 630 | 78077 | 14.1 | 760 | 1944 | 0.0 | 890 | 45 | 0.0 |
| 375 | 0 | 0.0 | 505 | 30524 | 8.5 | 635 | 72080 | 10.7 | 765 | 1653 | 0.0 | 895 | 41 | 0.0 |
| 380 | 0 | 0.0 | 510 | 33611 | 11.5 | 640 | 66249 | 7.9 | 770 | 1413 | 0.0 | 900 | 38 | 0.0 |
| 385 | 0 | 0.0 | 515 | 36490 | 15.2 | 645 | 59973 | 5.7 | 775 | 1198 | 0.0 | 905 | 33 | 0.0 |
| 390 | 0 | 0.0 | 520 | 38610 | 18.7 | 650 | 53972 | 3.9 | 780 | 1025 | 0.0 | 910 | 30 | 0.0 |
| 395 | 0 | 0.0 | 525 | 40511 | 21.9 | 655 | 48369 | 2.7 | 785 | 874 | 0.0 | 915 | 23 | 0.0 |
| 400 | 48 | 0.0 | 530 | 42223 | 24.9 | 660 | 42641 | 1.8 | 790 | 747 | 0.0 | 920 | 24 | 0.0 |
| 405 | 201 | 0.0 | 535 | 44137 | 27.6 | 665 | 37602 | 1.1 | 795 | 639 | 0.0 | 925 | 22 | 0.0 |
| 410 | 457 | 0.0 | 540 | 46032 | 30.0 | 670 | 32798 | 0.7 | 800 | 547 | 0.0 | 930 | 22 | 0.0 |
| 415 | 925 | 0.0 | 545 | 48553 | 32.5 | 675 | 28558 | 0.5 | 805 | 473 | 0.0 | 935 | 17 | 0.0 |
| 420 | 1816 | 0.0 | 550 | 51408 | 34.9 | 680 | 24782 | 0.3 | 810 | 401 | 0.0 | 940 | 13 | 0.0 |
| 425 | 3217 | 0.0 | 555 | 54711 | 37.4 | 685 | 21386 | 0.2 | 815 | 351 | 0.0 | 945 | 6 | 0.0 |
| 430 | 5520 | 0.0 | 560 | 58847 | 40.0 | 690 | 18413 | 0.1 | 820 | 307 | 0.0 | 950 | 10 | 0.0 |
| 435 | 9225 | 0.1 | 565 | 63386 | 42.4 | 695 | 15721 | 0.1 | 825 | 261 | 0.0 | 955 | 11 | 0.0 |
| 440 | 15522 | 0.2 | 570 | 68196 | 44.3 | 700 | 13432 | 0.0 | 830 | 228 | 0.0 | 960 | 8 | 0.0 |
| 445 | 27642 | 0.6 | 575 | 73613 | 46.0 | 705 | 11513 | 0.0 | 835 | 193 | 0.0 | 965 | 12 | 0.0 |
| 450 | 36602 | 0.9 | 580 | 79207 | 47.1 | 710 | 9780 | 0.0 | 840 | 174 | 0.0 | 970 | 3 | 0.0 |
| 455 | 28292 | 0.9 | 585 | 84248 | 47.0 | 715 | 8356 | 0.0 | 845 | 151 | 0.0 | 975 | 8 | 0.0 |
| 460 | 21166 | 0.9 | 590 | 88397 | 45.7 | 720 | 7161 | 0.0 | 850 | 123 | 0.0 | 980 | 2 | 0.0 |
| 465 | 19092 | 1.0 | 595 | 91428 | 43.4 | 725 | 6067 | 0.0 | 855 | 106 | 0.0 | 985 | 13 | 0.0 |
| 470 | 14951 | 0.9 | 600 | 93452 | 40.3 | 730 | 5164 | 0.0 | 860 | 95 | 0.0 | 990 | 16 | 0.0 |
| 475 | 12606 | 1.0 | 605 | 93959 | 36.4 | 735 | 4393 | 0.0 | 865 | 82 | 0.0 | 995 | 20 | 0.0 |
| 480 | 13323 | 1.3 | 610 | 93079 | 32.0 | 740 | 3694 | 0.0 | 870 | 77 | 0.0 | 1000 | 0 | 0.0 |
| 485 | 15164 | 1.8 | 615 | 90707 | 27.3 | 745 | 3157 | 0.0 | 875 | 65 | 0.0 | | | |

REPORT NUMBER: SP1-2407-157-9

Scotopic Flux vs. Wavelength



Scotopic Lumens: 5286.7

S/P: 1.22

| λ (nm) | Power ($\mu\text{W}/\text{nm}$) | Lumens (ϕ/nm) | λ (nm) | Power ($\mu\text{W}/\text{nm}$) | Lumens (ϕ/nm) | λ (nm) | Power ($\mu\text{W}/\text{nm}$) | Lumens (ϕ/nm) | λ (nm) | Power ($\mu\text{W}/\text{nm}$) | Lumens (ϕ/nm) | λ (nm) | Power ($\mu\text{W}/\text{nm}$) | Lumens (ϕ/nm) |
|-------------------|--------------------------------------|--------------------------------|-------------------|--------------------------------------|--------------------------------|-------------------|--------------------------------------|--------------------------------|-------------------|--------------------------------------|--------------------------------|-------------------|--------------------------------------|--------------------------------|
| 360 | 0 | 0.0 | 490 | 18018 | 75.9 | 620 | 87426 | 0.4 | 750 | 2680 | 0.0 | 880 | 58 | 0.0 |
| 365 | 0 | 0.0 | 495 | 22295 | 93.2 | 625 | 83013 | 0.2 | 755 | 2287 | 0.0 | 885 | 46 | 0.0 |
| 370 | 0 | 0.0 | 500 | 26478 | 107.8 | 630 | 78077 | 0.1 | 760 | 1944 | 0.0 | 890 | 45 | 0.0 |
| 375 | 0 | 0.0 | 505 | 30524 | 118.7 | 635 | 72080 | 0.1 | 765 | 1653 | 0.0 | 895 | 41 | 0.0 |
| 380 | 0 | 0.0 | 510 | 33611 | 122.2 | 640 | 66249 | 0.1 | 770 | 1413 | 0.0 | 900 | 38 | 0.0 |
| 385 | 0 | 0.0 | 515 | 36490 | 120.8 | 645 | 59973 | 0.0 | 775 | 1198 | 0.0 | 905 | 33 | 0.0 |
| 390 | 0 | 0.0 | 520 | 38610 | 113.9 | 650 | 53972 | 0.0 | 780 | 1025 | 0.0 | 910 | 30 | 0.0 |
| 395 | 0 | 0.0 | 525 | 40511 | 104.1 | 655 | 48369 | 0.0 | 785 | 874 | 0.0 | 915 | 23 | 0.0 |
| 400 | 48 | 0.0 | 530 | 42223 | 92.4 | 660 | 42641 | 0.0 | 790 | 747 | 0.0 | 920 | 24 | 0.0 |
| 405 | 201 | 0.0 | 535 | 44137 | 80.5 | 665 | 37602 | 0.0 | 795 | 639 | 0.0 | 925 | 22 | 0.0 |
| 410 | 457 | 0.1 | 540 | 46032 | 68.2 | 670 | 32798 | 0.0 | 800 | 547 | 0.0 | 930 | 22 | 0.0 |
| 415 | 925 | 0.3 | 545 | 48553 | 57.1 | 675 | 28558 | 0.0 | 805 | 473 | 0.0 | 935 | 17 | 0.0 |
| 420 | 1816 | 1.1 | 550 | 51408 | 46.7 | 680 | 24782 | 0.0 | 810 | 401 | 0.0 | 940 | 13 | 0.0 |
| 425 | 3217 | 2.5 | 555 | 54711 | 37.4 | 685 | 21386 | 0.0 | 815 | 351 | 0.0 | 945 | 6 | 0.0 |
| 430 | 5520 | 5.9 | 560 | 58847 | 29.4 | 690 | 18413 | 0.0 | 820 | 307 | 0.0 | 950 | 10 | 0.0 |
| 435 | 9225 | 12.5 | 565 | 63386 | 22.5 | 695 | 15721 | 0.0 | 825 | 261 | 0.0 | 955 | 11 | 0.0 |
| 440 | 15522 | 26.3 | 570 | 68196 | 16.9 | 700 | 13432 | 0.0 | 830 | 228 | 0.0 | 960 | 8 | 0.0 |
| 445 | 27642 | 55.2 | 575 | 73613 | 12.4 | 705 | 11513 | 0.0 | 835 | 193 | 0.0 | 965 | 12 | 0.0 |
| 450 | 36602 | 85.4 | 580 | 79207 | 9.0 | 710 | 9780 | 0.0 | 840 | 174 | 0.0 | 970 | 3 | 0.0 |
| 455 | 28292 | 75.1 | 585 | 84248 | 6.3 | 715 | 8356 | 0.0 | 845 | 151 | 0.0 | 975 | 8 | 0.0 |
| 460 | 21166 | 63.2 | 590 | 88397 | 4.4 | 720 | 7161 | 0.0 | 850 | 123 | 0.0 | 980 | 2 | 0.0 |
| 465 | 19092 | 63.2 | 595 | 91428 | 3.0 | 725 | 6067 | 0.0 | 855 | 106 | 0.0 | 985 | 13 | 0.0 |
| 470 | 14951 | 54.2 | 600 | 93452 | 2.0 | 730 | 5164 | 0.0 | 860 | 95 | 0.0 | 990 | 16 | 0.0 |
| 475 | 12606 | 48.8 | 605 | 93959 | 1.3 | 735 | 4393 | 0.0 | 865 | 82 | 0.0 | 995 | 20 | 0.0 |
| 480 | 13323 | 54.2 | 610 | 93079 | 0.9 | 740 | 3694 | 0.0 | 870 | 77 | 0.0 | 1000 | 0 | 0.0 |
| 485 | 15164 | 63.3 | 615 | 90707 | 0.5 | 745 | 3157 | 0.0 | 875 | 65 | 0.0 | | | |

REPORT NUMBER: SP1-2407-157-9

Melanopic Flux vs. Wavelength



Melanopic Lumens: 9797

M/P: 2.26

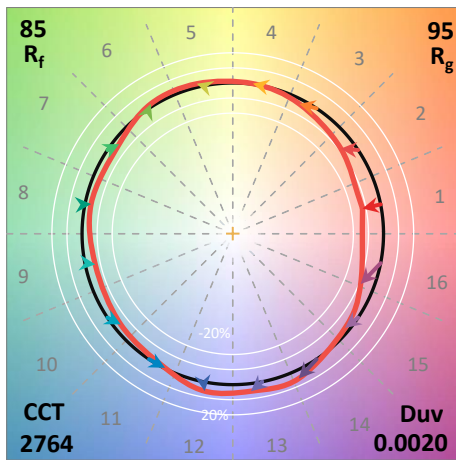
| λ (nm) | Power (µW/nm) | Lumens (φ/nm) | λ (nm) | Power (µW/nm) | Lumens (φ/nm) | λ (nm) | Power (µW/nm) | Lumens (φ/nm) | λ (nm) | Power (µW/nm) | Lumens (φ/nm) | λ (nm) | Power (µW/nm) | Lumens (φ/nm) |
|--------|---------------|---------------|--------|---------------|---------------|--------|---------------|---------------|--------|---------------|---------------|--------|---------------|---------------|
| 360 | 0 | 0.0 | 490 | 18018 | 27.7 | 620 | 87426 | 1.1 | 750 | 2680 | 0.0 | 880 | 58 | 0.0 |
| 365 | 0 | 0.0 | 495 | 22295 | 36.0 | 625 | 83013 | 0.7 | 755 | 2287 | 0.0 | 885 | 46 | 0.0 |
| 370 | 0 | 0.0 | 500 | 26478 | 44.2 | 630 | 78077 | 0.4 | 760 | 1944 | 0.0 | 890 | 45 | 0.0 |
| 375 | 0 | 0.0 | 505 | 30524 | 51.8 | 635 | 72080 | 0.3 | 765 | 1653 | 0.0 | 895 | 41 | 0.0 |
| 380 | 0 | 0.0 | 510 | 33611 | 57.0 | 640 | 66249 | 0.2 | 770 | 1413 | 0.0 | 900 | 38 | 0.0 |
| 385 | 0 | 0.0 | 515 | 36490 | 60.5 | 645 | 59973 | 0.1 | 775 | 1198 | 0.0 | 905 | 33 | 0.0 |
| 390 | 0 | 0.0 | 520 | 38610 | 61.4 | 650 | 53972 | 0.1 | 780 | 1025 | 0.0 | 910 | 30 | 0.0 |
| 395 | 0 | 0.0 | 525 | 40511 | 60.6 | 655 | 48369 | 0.0 | 785 | 874 | 0.0 | 915 | 23 | 0.0 |
| 400 | 48 | 0.0 | 530 | 42223 | 58.2 | 660 | 42641 | 0.0 | 790 | 747 | 0.0 | 920 | 24 | 0.0 |
| 405 | 201 | 0.0 | 535 | 44137 | 55.0 | 665 | 37602 | 0.0 | 795 | 639 | 0.0 | 925 | 22 | 0.0 |
| 410 | 457 | 0.0 | 540 | 46032 | 50.9 | 670 | 32798 | 0.0 | 800 | 547 | 0.0 | 930 | 22 | 0.0 |
| 415 | 925 | 0.1 | 545 | 48553 | 46.6 | 675 | 28558 | 0.0 | 805 | 473 | 0.0 | 935 | 17 | 0.0 |
| 420 | 1816 | 0.3 | 550 | 51408 | 42.0 | 680 | 24782 | 0.0 | 810 | 401 | 0.0 | 940 | 13 | 0.0 |
| 425 | 3217 | 0.8 | 555 | 54711 | 37.4 | 685 | 21386 | 0.0 | 815 | 351 | 0.0 | 945 | 6 | 0.0 |
| 430 | 5520 | 1.9 | 560 | 58847 | 32.9 | 690 | 18413 | 0.0 | 820 | 307 | 0.0 | 950 | 10 | 0.0 |
| 435 | 9225 | 4.1 | 565 | 63386 | 28.4 | 695 | 15721 | 0.0 | 825 | 261 | 0.0 | 955 | 11 | 0.0 |
| 440 | 15522 | 8.7 | 570 | 68196 | 24.1 | 700 | 13432 | 0.0 | 830 | 228 | 0.0 | 960 | 8 | 0.0 |
| 445 | 27642 | 18.5 | 575 | 73613 | 20.0 | 705 | 11513 | 0.0 | 835 | 193 | 0.0 | 965 | 12 | 0.0 |
| 450 | 36602 | 28.3 | 580 | 79207 | 16.3 | 710 | 9780 | 0.0 | 840 | 174 | 0.0 | 970 | 3 | 0.0 |
| 455 | 28292 | 24.7 | 585 | 84248 | 12.9 | 715 | 8356 | 0.0 | 845 | 151 | 0.0 | 975 | 8 | 0.0 |
| 460 | 21166 | 20.4 | 590 | 88397 | 9.8 | 720 | 7161 | 0.0 | 850 | 123 | 0.0 | 980 | 2 | 0.0 |
| 465 | 19092 | 20.1 | 595 | 91428 | 7.3 | 725 | 6067 | 0.0 | 855 | 106 | 0.0 | 985 | 13 | 0.0 |
| 470 | 14951 | 17.2 | 600 | 93452 | 5.3 | 730 | 5164 | 0.0 | 860 | 95 | 0.0 | 990 | 16 | 0.0 |
| 475 | 12606 | 15.7 | 605 | 93959 | 3.7 | 735 | 4393 | 0.0 | 865 | 82 | 0.0 | 995 | 20 | 0.0 |
| 480 | 13323 | 18.0 | 610 | 93079 | 2.5 | 740 | 3694 | 0.0 | 870 | 77 | 0.0 | 1000 | 0 | 0.0 |
| 485 | 15164 | 21.9 | 615 | 90707 | 1.7 | 745 | 3157 | 0.0 | 875 | 65 | 0.0 | | | |

Summary

$R_f = 84.7$
 $R_g = 94.6$
 $CIE R_a = 80.9$
 $R_g = -1.5$

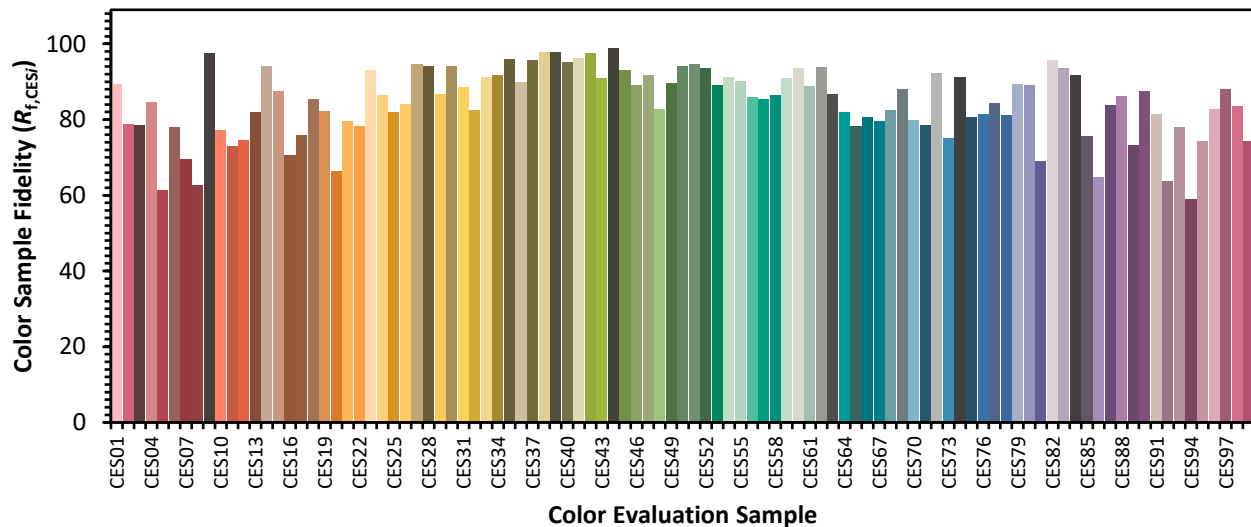


Color Vector Graphics



Individual Sample Fidelity Index ($R_{f,i}$)

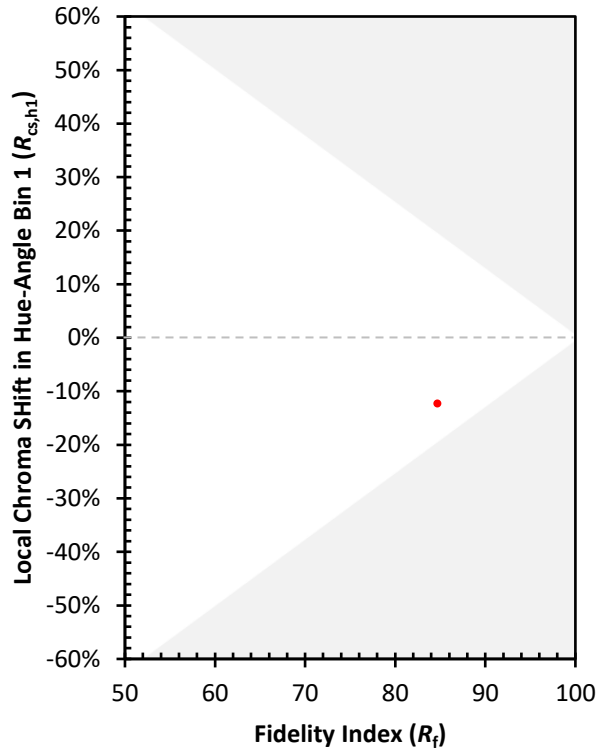
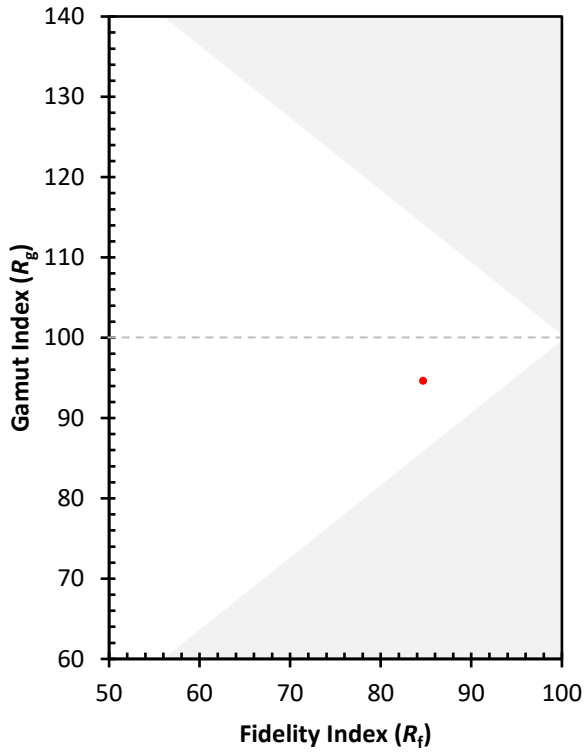
| | | | |
|------------|------------|------------|------------|
| CES01 = 86 | CES26 = 84 | CES51 = 95 | CES76 = 81 |
| CES02 = 63 | CES27 = 95 | CES52 = 94 | CES77 = 84 |
| CES03 = 31 | CES28 = 94 | CES53 = 89 | CES78 = 81 |
| CES04 = 71 | CES29 = 87 | CES54 = 91 | CES79 = 89 |
| CES05 = 50 | CES30 = 94 | CES55 = 90 | CES80 = 89 |
| CES06 = 52 | CES31 = 89 | CES56 = 86 | CES81 = 69 |
| CES07 = 43 | CES32 = 82 | CES57 = 85 | CES82 = 96 |
| CES08 = 41 | CES33 = 91 | CES58 = 86 | CES83 = 93 |
| CES09 = 29 | CES34 = 92 | CES59 = 91 | CES84 = 92 |
| CES10 = 77 | CES35 = 96 | CES60 = 94 | CES85 = 76 |
| CES11 = 60 | CES36 = 90 | CES61 = 89 | CES86 = 65 |
| CES12 = 66 | CES37 = 96 | CES62 = 94 | CES87 = 84 |
| CES13 = 44 | CES38 = 98 | CES63 = 87 | CES88 = 86 |
| CES14 = 74 | CES39 = 98 | CES64 = 82 | CES89 = 73 |
| CES15 = 72 | CES40 = 95 | CES65 = 78 | CES90 = 88 |
| CES16 = 48 | CES41 = 96 | CES66 = 81 | CES91 = 82 |
| CES17 = 50 | CES42 = 97 | CES67 = 80 | CES92 = 64 |
| CES18 = 57 | CES43 = 91 | CES68 = 83 | CES93 = 78 |
| CES19 = 73 | CES44 = 99 | CES69 = 88 | CES94 = 59 |
| CES20 = 67 | CES45 = 93 | CES70 = 80 | CES95 = 74 |
| CES21 = 87 | CES46 = 89 | CES71 = 79 | CES96 = 83 |
| CES22 = 79 | CES47 = 92 | CES72 = 92 | CES97 = 88 |
| CES23 = 92 | CES48 = 83 | CES73 = 75 | CES98 = 83 |
| CES24 = 91 | CES49 = 90 | CES74 = 91 | CES99 = 74 |
| CES25 = 72 | CES50 = 94 | CES75 = 81 | |



Color Rendition by Hue-Angle Bin



Measure Comparisons



(END OF REPORT)